


পিনাকী এন্ড কোম্পানী
Pinaki & Company


Continuation Sheet.....

ICB Capital Management Limited
Statement of Financial Position
As at 30 June 2016


	Notes	Figures in BDT	
		30 June, 2016	30 June, 2015
Property and Assets			
Cash, Bank Balance and TDR :			
Cash and Bank Balances	6	271,730,937	126,767,898
Term Deposit (TDR)	7	-	453,712,500
Total Cash & Bank Balances and TDR		271,730,937	580,480,398
Investments:			
Investment in Securities at market value	8	2,060,786,091	1,861,562,087
Loans and Advances:			
Margin Loans to Investors- Secured	9	6,257,696,571	6,475,870,316
Fixed Assets including Premises and Equipment (at cost less depreciation)	10	334,951,602	337,861,291
Other Assets :			
Other Assets	11	118,915,630	110,051,990
Total Assets		9,044,080,830	9,365,826,081
Liabilities and Capital			
Liabilities			
Borrowings :			
Long Term Loan	12	536,953,139	1,210,771,412
Short Term Loan	13	4,099,975,000	3,719,975,000
Total Borrowings		4,636,928,139	4,930,746,412
Other Liabilities & Provisions	14	2,440,717,328	2,168,382,327
Capital/Shareholders' Equity:			
Paid-up Capital	15	1,318,590,000	1,318,590,000
General Reserve	16	372,000,000	372,000,000
Revaluation Reserve for Investment	17	(636,577,789)	(476,971,891)
Other Reserves	18	843,097,889	763,097,889
Retained Earnings	19	69,325,263	289,981,344
Total Shareholders' Equity		1,966,435,363	2,266,697,342
Total Liabilities and Shareholders' Equity		9,044,080,830	9,365,826,081
NAV with Revaluation Reserve for Investment		14.91	17.19
NAV without Revaluation Reserve for Investment		19.74	20.81

The annexed notes 1 to 37 form an integral part of these financial statements


Md. Iftikhar-uz-zaman
Chairman


Prof. Farid Uddin Ahmed
Director


Md. Asaduzzaman Khan
Director


Nasrin Sultana
Chief Executive Officer

Signed as per our annexed report of even date.

Dated : 19th September 2016
Dhaka


Pinax & Co
Pinaki & Company
Chartered Accountants